





































































45 100m Breaststroke Women Final

























Official

























Total




Rank	Competitor	Age	Club	RT	PTS	Result
1	 Hurley Kate	17	 Pirates Swi...	0.71		1:12.05 Entry: 1:12.84 -0.79
	25m: 15.68		50m: 34.02 (18.34)			75m: 52.84 (18.82)
			100m: 1:12.05 (19.21)			
2	 Franklin Pa...	17	 Central Ha...	0.68		1:13.91 Entry: 1:14.41 -0.50
	25m: 15.97		50m: 34.60 (18.63)			75m: 54.04 (19.44)
			100m: 1:13.91 (19.87)			
3	 Stewart Lola	14	 Enterprise ...	0.62		1:18.12 Entry: 1:20.93 -2.81
	25m: 16.70		50m: 36.84 (20.14)			75m: 57.55 (20.71)
			100m: 1:18.12 (20.57)			
4	 Bunker Ziva	13	 Whanganui...	0.72		1:19.26 Entry: 1:20.44 -1.18
	25m: 17.20		50m: 37.50 (20.30)			75m: 58.26 (20.76)
			100m: 1:19.26 (21.00)			
5	 Latu Briana	17	 Enterprise ...	0.77		1:19.89 Entry: 1:19.83 +0.06
	25m: 17.35		50m: 37.19 (19.84)			75m: 58.24 (21.05)
			100m: 1:19.89 (21.65)			
6	 Carter Scout	17	 Ice Breaker...	0.60		1:19.97 Entry: 1:19.41 +0.56
	25m: 17.45		50m: 37.98 (20.53)			75m: 58.86 (20.88)
			100m: 1:19.97 (21.11)			
7	 Walling Po...	17	 Heretaunga...	0.76		1:20.36 Entry: 1:20.80 -0.44
	25m: 16.64		50m: 36.62 (19.98)			75m: 57.74 (21.12)
			100m: 1:20.36 (22.62)			
8	 Robinson I...	15	 Pirates Swi...	0.77		1:20.54 Entry: 1:20.83 -0.29
	25m: 17.22		50m: 37.68 (20.46)			75m: 58.76 (21.08)
			100m: 1:20.54 (21.78)			
9	 Blumfield S...	17	 Comet Swi...	0.50		1:21.47 Entry: 1:22.45 -0.98
	25m: 16.98		50m: 37.61 (20.63)			75m: 59.27 (21.66)
			100m: 1:21.47 (22.20)			
10	 Fernandez ...	14	 Napier Aqu...	0.60		1:22.35 Entry: 1:23.04 -0.69
	25m: 17.55		50m: 38.52 (20.97)			75m: 1:00.32 (21.80)
			100m: 1:22.35 (22.03)			

11	 Carter Pho...	13	 Ice Breaker...	0.59	1:22.81 Entry: 1:26.17	-3.36
	25m: 18.74 75m: 1:01.18 (21.07)		50m: 40.11 (21.37) 100m: 1:22.81 (21.63)			
12	 Kneebone ...	18	 Heretaunga...	0.75	1:23.20 Entry: 1:25.77	-2.57
	25m: 17.67 75m: 1:00.64 (22.05)		50m: 38.59 (20.92) 100m: 1:23.20 (22.56)			
13	 McCutcheo...	14	 Central Ha...	0.59	1:23.54 Entry: 1:24.23	-0.69
	25m: 18.24 75m: 1:01.39 (21.94)		50m: 39.45 (21.21) 100m: 1:23.54 (22.15)			
14	 Willoughby ...	15	 Comet Swi...	0.57	1:24.11 Entry: 1:24.12	-0.01
	25m: 18.31 75m: 1:02.01 (22.26)		50m: 39.75 (21.44) 100m: 1:24.11 (22.10)			
15	 Lawrence ...	15	 Heretaunga...	0.76	1:25.32 Entry: 1:26.49	-1.17
	25m: 18.28 75m: 1:02.76 (22.30)		50m: 40.46 (22.18) 100m: 1:25.32 (22.56)			
16	 Miller Kaylee	14	 Ice Breaker...	0.73	1:25.48 Entry: 1:26.87	-1.39
	25m: 18.06 75m: 1:02.89 (22.73)		50m: 40.16 (22.10) 100m: 1:25.48 (22.59)			
17	 Elers Eva	12	 Trojans Swi...	4.88	1:25.60 Entry: 1:30.10	-4.50
	25m: 18.61 75m: 1:02.86 (22.68)		50m: 40.18 (21.57) 100m: 1:25.60 (22.74)			
18	 Renner Kate	14	 Central Ha...	0.79	1:27.13 Entry: 1:28.79	-1.66
	25m: 18.17 75m: 1:03.19 (23.07)		50m: 40.12 (21.95) 100m: 1:27.13 (23.94)			
19	 Harper Ma...	13	 Trojans Swi...	0.75	1:27.18 Entry: 1:27.04	+0.14
	25m: 18.89 75m: 1:04.53 (22.89)		50m: 41.64 (22.75) 100m: 1:27.18 (22.65)			
20	 Heberley M...	12	 Heretaunga...	0.61	1:28.84 Entry: 1:31.77	-2.93
	25m: 19.90 75m: 1:05.48 (22.82)		50m: 42.66 (22.76) 100m: 1:28.84 (23.36)			
21	 Whyte Ciara	15	 Pirates Swi...	0.80	1:29.80 Entry: 1:30.57	-0.77
	25m: 18.88 75m: 1:06.43 (24.59)		50m: 41.84 (22.96) 100m: 1:29.80 (23.37)			
22	 Gollan Elea...	14	 Pirates Swi...	0.73	1:30.43 Entry: 1:30.25	+0.18
	25m: 19.89 75m: 1:06.83 (23.81)		50m: 43.02 (23.13) 100m: 1:30.43 (23.60)			

23	 Dorricott R...	13	 Whanganui...	0.80	1:30.44 Entry: 1:30.52 -0.08
	25m: 19.69		50m: 42.74 (23.05)		
	75m: 1:06.56 (23.82)		100m: 1:30.44 (23.88)		
24	 Gruiters Ca...	13	 Trojans Swi...		1:30.72 Entry: 1:30.88 -0.16
	25m: 19.66		50m: 42.53 (22.87)		
	75m: 1:06.33 (23.80)		100m: 1:30.72 (24.39)		
25	 Fuller Sophie	14	 Pirates Swi...	0.81	1:30.82 Entry: 1:31.26 -0.44
	25m: 20.72		50m: 42.89 (22.17)		
	75m: 1:06.82 (23.93)		100m: 1:30.82 (24.00)		
26	 Martin Ruby	12	 Enterprise ...	0.63	1:31.14 Entry: 1:33.78 -2.64
	25m: 19.34		50m: 42.62 (23.28)		
	75m: 1:06.79 (24.17)		100m: 1:31.14 (24.35)		
27	 Boucher Ta...	13	 Trojans Swi...	0.60	1:31.60 Entry: 1:33.28 -1.68
	25m: 19.46		50m: 43.07 (23.61)		
	75m: 1:08.28 (25.21)		100m: 1:31.60 (23.32)		
28	 Hart Isla	11	 Trojans Swi...	0.81	1:34.47 Entry: 1:35.82 -1.35
	25m: 20.50		50m: 44.93 (24.43)		
	75m: 1:09.82 (24.89)		100m: 1:34.47 (24.65)		
29	 Williams Al...	12	 Enterprise ...	0.68	1:36.16 Entry: 1:39.47 -3.31
	25m: 20.50		50m: 45.45 (24.95)		
	75m: 1:10.31 (24.86)		100m: 1:36.16 (25.85)		
30	 Johnson H...	13	 Greendale ...	0.73	1:36.55 Entry: 1:36.84 -0.29
	25m: 19.98		50m: 44.75 (24.77)		
	75m: 1:10.75 (26.00)		100m: 1:36.55 (25.80)		
31	 Holder Mae...	13	 Trojans Swi...	0.63	1:36.74 Entry: 1:37.45 -0.71
	25m: 20.42		50m: 45.68 (25.26)		
	75m: 1:11.36 (25.68)		100m: 1:36.74 (25.38)		
32	 Young Isla	13	 Feilding Am...	0.85	1:36.86 Entry: 1:37.61 -0.75
	25m: 21.87		50m: 46.38 (24.51)		
	75m: 1:11.37 (24.99)		100m: 1:36.86 (25.49)		
33	 Waihua Bro...	12	 Central Ha...	0.58	1:37.02 Entry: 1:37.33 -0.31
	25m: 20.36		50m: 44.58 (24.22)		
	75m: 1:11.09 (26.51)		100m: 1:37.02 (25.93)		
34	 Barnes Sop...	12	 Central Ha...	0.58	1:38.06 Entry: 1:39.15 -1.09
	25m: 21.89		50m: 47.27 (25.38)		
	75m: 1:13.34 (26.07)		100m: 1:38.06 (24.72)		

35	 White Freya	11	 Greendale ...		1:38.29 Entry: 1:41.39 -3.10
	25m: 21.47		50m: 46.62 (25.15)		
	75m: 1:12.71 (26.09)		100m: 1:38.29 (25.58)		
36	 Rasmusse...	14	 Napier Aqu...	0.73	1:39.62 Entry: 1:39.74 -0.12
	25m: 21.62		50m: 46.80 (25.18)		
	75m: 1:13.42 (26.62)		100m: 1:39.62 (26.20)		
37	 Swa Penel...	17	 Heretaunga...	0.59	1:40.08 Entry: 1:39.33 +0.75
	25m: 21.81		50m: 47.50 (25.69)		
	75m: 1:13.84 (26.34)		100m: 1:40.08 (26.24)		
37	 Bennetts S...	11	 Whanganui...	0.58	1:40.08 Entry: 1:41.10 -1.02
	25m: 22.00		50m: 47.25 (25.25)		
	75m: 1:13.89 (26.64)		100m: 1:40.08 (26.19)		
39	 Henricksen...	12	 Palmerston...	0.65	1:42.07 Entry: 1:38.25 +3.82
	25m: 21.47		50m: 47.82 (26.35)		
	75m: 1:14.73 (26.91)		100m: 1:42.07 (27.34)		
40	 Plowman S...	11	 Heretaunga...	0.78	1:42.18 Entry: 1:44.30 -2.12
	25m: 22.39		50m: 48.34 (25.95)		
	75m: 1:15.54 (27.20)		100m: 1:42.18 (26.64)		
41	 Soro Mali	12	 Central Ha...	0.71	1:43.24 Entry: 1:42.99 +0.25
	25m: 21.47		50m: 47.50 (26.03)		
	75m: 1:15.22 (27.72)		100m: 1:43.24 (28.02)		
42	 Dear Tylar	11	 Enterprise ...	0.67	1:43.69 Entry: 1:43.64 +0.05
	25m: 22.82		50m: 49.21 (26.39)		
	75m: 1:16.67 (27.46)		100m: 1:43.69 (27.02)		
43	 Tibble Bree	11	 Enterprise ...	0.72	1:43.70 Entry: 1:45.32 -1.62
	25m: 22.44		50m: 49.22 (26.78)		
	75m: 1:16.88 (27.66)		100m: 1:43.70 (26.82)		
44	 Ray Tayah-...	13	 Heretaunga...	0.56	1:44.43 Entry: 1:44.61 -0.18
	25m: 21.94		50m: 48.41 (26.47)		
	75m: 1:16.29 (27.88)		100m: 1:44.43 (28.14)		
45	 Tod Caitlin	12	 Heretaunga...	0.57	1:44.58 Entry: 1:42.06 +2.52
	25m: 22.18		50m: 48.82 (26.64)		
	75m: 1:16.46 (27.64)		100m: 1:44.58 (28.12)		
46	 O'Connor ...	11	 Greendale ...		1:44.74 Entry: 1:44.45 +0.29
	25m: 23.13		50m: 49.90 (26.77)		
	75m: 1:17.46 (27.56)		100m: 1:44.74 (27.28)		

47	 Scott Avis	11	 Central Ha...		1:49.18 Entry: 1:49.14 +0.04
	25m: 24.26		50m: 52.44 (28.18)		
	75m: 1:20.70 (28.26)		100m: 1:49.18 (28.48)		
48	 Paki Maia	10	 Whanganui...		1:51.65 Entry: 1:52.29 -0.64
	25m: 24.69		50m: 54.55 (29.86)		
	75m: 1:24.60 (30.05)		100m: 1:51.65 (27.05)		
49	 Greer Heidi	10	 Napier Aqu... 0.61		1:51.78 Entry: 1:52.63 -0.85
	25m: 24.33		50m: 53.71 (29.38)		
	75m: 1:23.05 (29.34)		100m: 1:51.78 (28.73)		
50	 Blunsdon L...	11	 Greendale ... 0.73		1:52.29 Entry: 1:49.45 +2.84
	25m: 22.54		50m: 49.75 (27.21)		
	75m: 1:20.19 (30.44)		100m: 1:52.29 (32.10)		
51	 Wang Xi	8	 Porirua City...		1:52.31 Entry: 1:52.00 +0.31
	25m: 24.13		50m: 53.56 (29.43)		
	75m: 1:22.91 (29.35)		100m: 1:52.31 (29.40)		
52	 Timms Rylee	11	 Napier Aqu... 0.64		1:52.43 Entry: 1:48.62 +3.81
	25m: 23.64		50m: 52.32 (28.68)		
	75m: 1:22.99 (30.67)		100m: 1:52.43 (29.44)		
53	 Svensson I...	10	 Trojans Swi... 0.70		1:53.02 Entry: 1:53.12 -0.10
	25m: 24.74		50m: 54.55 (29.81)		
	75m: 1:24.71 (30.16)		100m: 1:53.02 (28.31)		
54	 McPhail Ch...	9	 Enterprise ...		1:55.54 Entry: 1:57.62 -2.08
	25m: 25.86		50m: 55.08 (29.22)		
	75m: 1:25.97 (30.89)		100m: 1:55.54 (29.57)		
55	 Latu Emily	9	 Enterprise ...		2:00.17 Entry: 1:59.58 +0.59
	25m: 26.11		50m: 57.08 (30.97)		
	75m: 1:29.03 (31.95)		100m: 2:00.17 (31.14)		
56	 Forbes Pey...	10	 Feilding Am...		2:03.79 Entry: 2:04.77 -0.98
	25m: 27.29		50m: 58.34 (31.05)		
	75m: 1:31.21 (32.87)		100m: 2:03.79 (32.58)		
57	 Coetzee H...	10	 Napier Aqu...		2:04.58 Entry: 2:06.70 -2.12
	25m: 27.02		50m: 58.62 (31.60)		
	75m: 1:31.53 (32.91)		100m: 2:04.58 (33.05)		
58	 Dear Payton	9	 Enterprise ...		2:04.75 Entry: 2:03.91 +0.84
	25m: 28.41		50m: 59.91 (31.50)		
	75m: 1:32.66 (32.75)		100m: 2:04.75 (32.09)		

59	 Timms Tayla	9	 Napier Aqu...	2:15.47	Entry: 2:13.63 +1.84
	25m: 28.79		50m: 1:02.40 (33.61)		
	75m: 1:40.31 (37.91)		100m: 2:15.47 (35.16)		
-	 Howard Kat...	12	 Napier Aqu...	0.87	DSQ